




**Samford University**  
Global Engagement Office

# GEO Guide

How to get your Alabama  
Driver's License



# Table of Contents

01

General Overview

02

Required Documents

03

Study Materials

04

Location

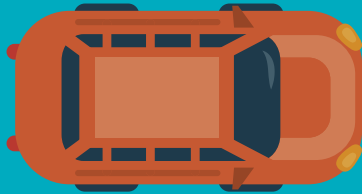
05

Helpful Hints



# 1. General Overview


## Who Needs a Driver's License?



If you want to drive, you should obtain an Alabama State license, even if you have a license from your home country.

- If you purchase a vehicle, you will need an Alabama license to register your vehicle with the state
- Having a U.S. license makes it easier to obtain car insurance.

## How soon can I apply for a license?



It is recommended that you wait **at least 10 days after your arrival to the U.S. and after the GEO validates your SEVIS record.** The DMV will ensure your record is active before issuing your driver's license.

## 2. Required Documents



- Original paper social security card  
OR letter of denial from the Social Security Administration
- Samford I.D.
- Valid passport or resident alien card

- Updated I-20 OR DS-2019 (\*\*Must be valid for at least 160 more days)
- Updated I-94 (should be printed)
- Driver's License letter from the GEO (only valid for 30 days)
- Birth certificate (if you have it)



## 2. Required Documents (continued)

### Getting a Letter of Denial

If you don't have a social security card, you will need to obtain a **Letter of Denial** from the Social Security Administration

Go to the Social Security Office and bring your

- passport
- I-94
- I-20

You will receive the letter while you are at the office


The Office address is:

1st floor 1200 Rev Abraham Woods Jr. Blvd

Birmingham, AL 35285

Phone: 1-800-772-1213

Check website for hours at <https://www.ssa.gov/>



## 3. Study Materials

### The written test:

The test will be 30 questions and you will need to answer 24 questions to pass (80%)

- The written test covers the information in the [AL Driver's Manual](#)
- Here is a [practice test](#)

### The Road Skill Test

This test involves a driving portion

- [Here](#) is important information to know

Be sure to utilize any other materials you can find online to prepare!



## 4. Location

Schedule your appointment here or make one by phone!

Note: Select **“Foreign National New”** or **“Foreign National Renewal/Replacement”** as your service type



**The GEO Recommends:**

908 Bankhead Highway  
Birmingham, AL 35204  
Phone: (205) 252-7445

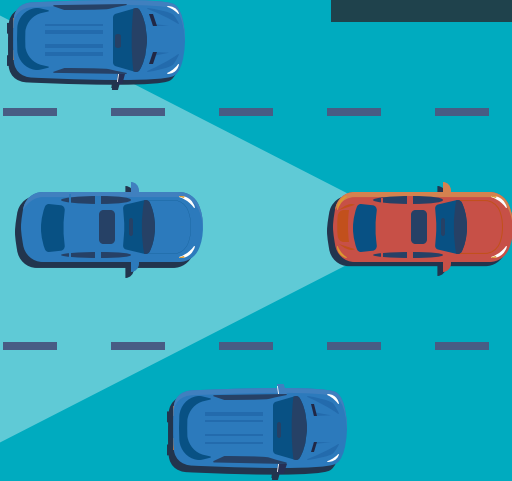
OR

645 Skyland E Blvd,  
Tuscaloosa, AL 35405  
Phone: (205) 552-0729



## 5. Helpful Hints (The Day of)

Be Prepared to:



Present all documentation: use a folder to stay organized!

Pass both a written and road test and pass a vision exam

Pay: Vision test fee (\$5) and the driver's license application fee (\$36.25)

\*Bring a licensed driver with insurance, willing to let you use their vehicle for the road test. They must provide:

- Proof of auto insurance
- A valid driver's license
- Vehicle tag registration

Have your picture taken

\*If you do not have an International Driver License, **you must have a licensed driver take you to the driver's license office.**



## 5. Helpful Hints (General tips)


1.

Be very nice and patient with the DMV officials, even if they are not nice and patient with you. Listen carefully to DMV officials' instructions.



2.

Your license should arrive in the mail within 30 calendar days. If it does not, call (334) 242-4400.



3.

It will take a long time and may be very stressful and frustrating, but be cooperative and kind, and everything should go well. If you pass the tests the first time, you won't have to come back!



**We wish you luck with  
getting your license!**

**Please make an appointment with  
the Global Engagement Office HERE  
if you need any assistance!**